



Technology Solutions

# TEK-BAR 3120A

**Explosion-Proof Gauge Pressure Transmitter**



PRESSURE

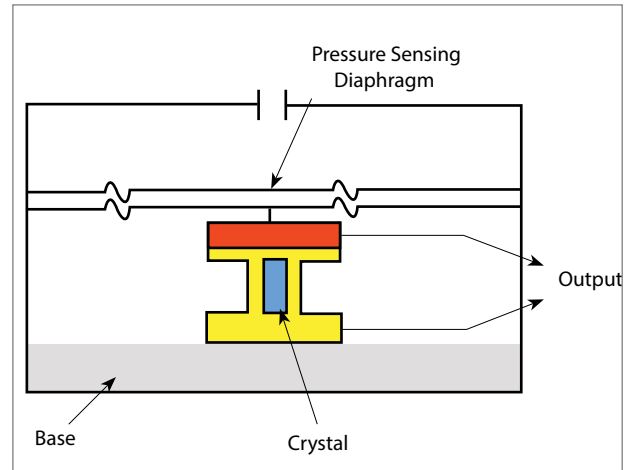


## Introduction

The Tek-Bar 3120A series of smart transmitters have excellent stability, high accuracy, and include features that facilitate easy installation, start up, and minimum maintenance thereby lowering process downtime and overall cost of ownership in the long run. These transmitters are equipped with an automatic temperature compensation function integrated into its advanced signal processing circuitry to ensure high reliability and performance corresponding to change of ambient temperature.

## Measuring Principle

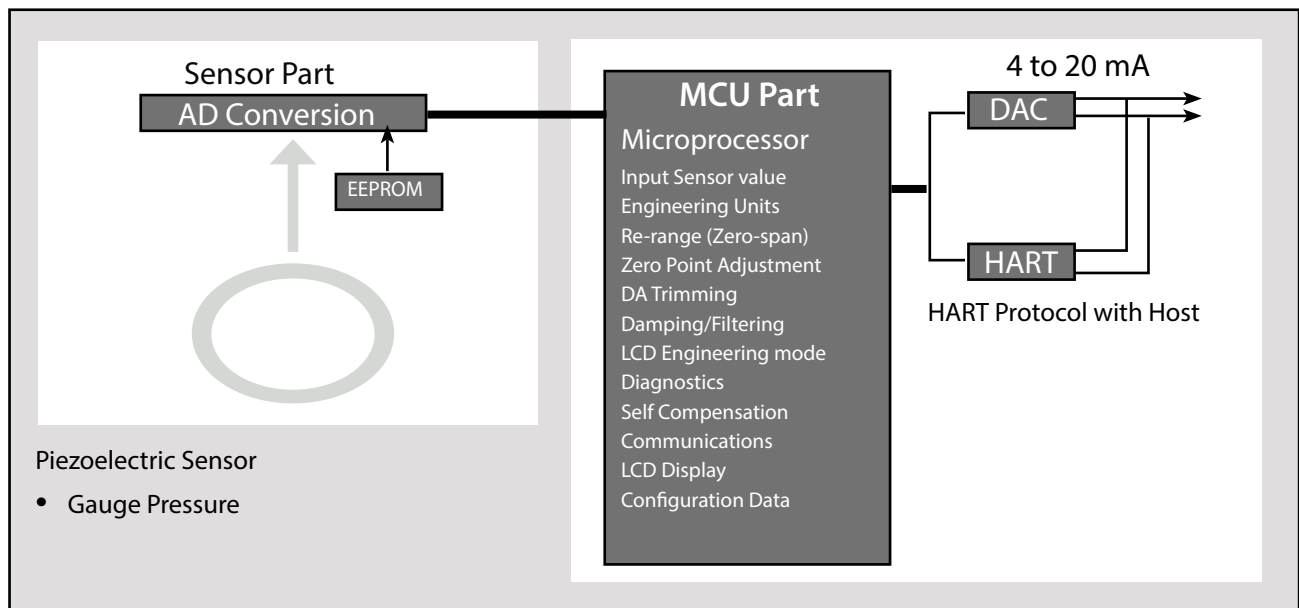
The Tek-bar 3120A uses piezo-electric pressure transducer. It consists of quartz crystal, which is made from silicone and oxygen arranged in crystalline structure ( $\text{SiO}_2$ ). That crystal is inserted between a solid base and the pressure sensing diaphragm. If pressure is applied, the same force will fall on the pressure sensing diaphragm that pressure to stretch or bend the crystal and an electric potential is generated. The voltage produced will be proportional to the magnitude of the applied pressure.



## Operation

### Electronic Module:

The Electronics module consists of a circuit board sealed in an enclosure. There is a MCU module, a power module, an analog module, a LCD module, and a terminal module in a transmitter. The MCU module acquires the digital value from the analog module and apply correction coefficients selected from EEPROM. The output section of the power module converts the digital signal to a 4 to 20 mA output. The MCU module communicates with the HART-based Configurator. The Power module have a DC-to-DC Power conversion circuit and an input/output isolation circuit. An optional LCD module plugs into the MCU module and displays the digital output in user-configured unit.



## Sensor Input:

The model Tek-Bar 3120A is available in piezo-electric sensor.

The sensor module converts the electric signal to the digital value. The MCU module calculates the process pressure based on the digital value.

The sensor modules include the following features

- $\pm 0.075\%$  accuracy, the most accurate sensor in the industry
- The software of the transmitter compensates for the thermal effects, improving performance.
- Precise Input Compensation during operation is achieved with temperature and pressure correction coefficients that are characterized over the range the transmitter and stored in the sensor module EEPROM memory
- EEPROM stores sensor information and correction coefficients separately from MCU module, allowing for easy repair, reconfiguration and replacement

## Benefits

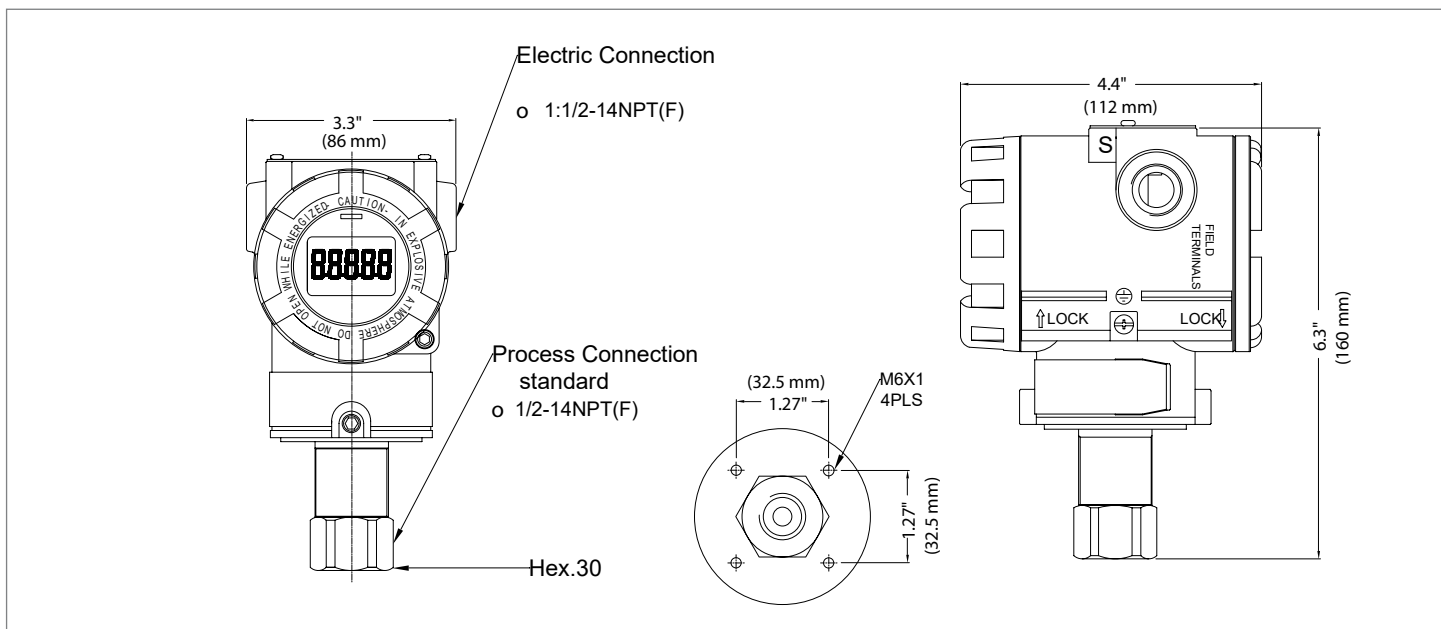
- Operator can calibrate device using zero/span button, no handheld calibrator required.
- Digital communication HART protocol.
- Fail-safe mode process function for detecting any abnormal condition occurred.
- High accuracy up to  $\pm 0.075\%$
- Automatic ambient temperature compensation improves performance of device.
- It can be used as flowmeter and should be installed vertically without using additional flanges.
- Various Output: 4 to 20 mA, digital signals
- The mounting bracket can be rotated up to  $360^\circ$  and LCD display up to  $270^\circ$
- EEPROM write protection

## Applications

- Water and waste water
- Oil and Gas
- Pulp and paper

## Dimensional Drawing

### Standard Model



## Specifications

### Technical Specification

Parameter	Description
Accuracy	$\pm 0.075\%$ of Calibrated Span
Rangeability	100:1
Stability	$\pm 0.125\%$ URL for 36 Months
Process Temperature Limits	-40 °F to +284 °F
Ambient Temperature Effect	$\pm [0.019\% \text{URL} + 0.125\% \text{Span}] / 82.4 \text{ } ^\circ\text{F}$
Ambient Temperature	-40 °F to 185 °F
Humidity Limits	5% to 100% RH
Power Supply Effects	$\pm 0.005\%$ of Span per Volt
Display (optional)	5 digit LCD display
Failure Mode	Fail High: Current $\geq 21.1 \text{ mA}$
	Fail Low: Current $\leq 3.78 \text{ mA}$

## Electrical Specification

Parameter	Description
Power Supply	Voltage Range: 12 to 45 VDC
	Voltage Rating: 24 VDC $\pm$ 30%
HART loop resistance	250 to 550 ohm
Output Signal	4 mA to 20 mA with HART®
Isolation	500 Vrms (707 VDC)

## Physical Specifications

Parameter	Description
Isolating Diaphragm	316LSST
Fill Fluid	Silicone oil or Inert fill
Paint	Epoxy-Polyester or Polyuret
Mounting Bracket	304 SST with U-bolt (304SST) for 2-inch pipe
Nameplate	304 SST
Electronic Housing	Aluminum (Option:316LSST)
Process Connection Size	½" NPT Female
Electrical Connections	½" NPT Female
Approvals	FM (Class I Div I)
Weight	3.74 lb (Standard - excluding options )
	6.23 lb (SST Housing- excluding options)

## Tek-Bar 3120A–G Pressure Sensor Range

Range code	Range		Calibrated Span (Min. to Max.)	
	kPa	psig	kPa	psig
3	-100 to 150	-14.5 to 21	1.5 to 150	0.22 to 21
4	-100 to 1,500	-14.5 to 217	15 to 1,500	2 to 217
5	0 to 5,000	0 to 725	50 to 5,000	7.25 to 725
6	0 to 25,000	0 to 3600	250 to 25,000	36 to 3600
7	0 to 60,000	0 to 8500	600 to 60,000	87 to 8700

## Installation

### Mounting in liquid applications

- Place taps to the side of the line.
- Mount beside or below the taps.
- Mount the transmitter so the drain/vent valves are oriented upward.



### Mounting in gas applications

- Place taps in the top or side of the line.
- Mount beside or above the taps.



### Mounting in steam applications

- Place taps to the side of the line.
- Mount beside or below the taps.
- Fill impulse lines with water.



## Model Chart

Example	Tek-Bar 3120A-G	G	3	FM	1	1	LCD	Tek-Bar 3120A-G-3-FM-1-1-LCD
Series	Tek-Bar 3120A-G							Explosion-Proof Gauge Pressure Transmitter
Sensor Type		G A						Gauge Pressure Absolute Pressure
Range Options			3 4 5 6 7					-14.5-21 psig (factory set 0 to 21 psig) -14.5-217 psig (factory set 0 to 217 psig) 0-725 psig 0-3600 psig 0-8500 psig
Approval Rating				FM				FM Approval (Class I Div I)
Process Connection					1 X			½" NPT Female Diaphragm Seal
Electrical Connection						1		½" NPT Female
Options							LCD MFI SSH CC FC BA BF TAG LP LV	5 Digit LCD (Local Indication Only) Multi Funtional Indicator (With advanced local UI/UX) 316 Stainless Steel Housing (only w/ WP Housing) Custom Calibration with 5 point Callibration Certificate Factory Configuration, No Certificate (Need customer range) Stainless Steel Bracket (Angle type) with SST Bolts Stainless Steel Bracket (Flat type) with SST Bolts Custom etching of the name plate (Must specify on P.O.) Lighting Protection 2 VDC, Low Volt, 4-wire, 1-5 VDC Output, No HART (Must include MFI option)

## Popular Models

Model Number	Description
3120A-G-3-FM-1-1-LCD	Explosion-proof GP Pressure Transmitter, -14.5 to 21 psig, LCD
3120A-G-4-FM-1-1-LCD	Explosion-proof GP Pressure Transmitter, -14.5 to 217 psig, LCD
3120A-G-5-FM-1-1-LCD	Explosion-proof GP Pressure Transmitter, 0-725 psig, LCD
3120A-G-6-FM-1-1-LCD	Explosion-proof GP Pressure Transmitter, 0-3600 psig, LCD
3120A-G-7-FM-1-1-LCD	Explosion-proof GP Pressure Transmitter, 0-8500 psig, LCD



# Customer Service & Support



TEK-TROL LLC reserves the right to change the designs and/or materials of its products without notice. The contents of this publication are the property of TEK-TROL LLC and cannot be reproduced by any other party without written permission. All rights reserved. Copyright © 2020 TEK-TROL LLC  
DOC # TEK/PO/CAT/200606/3120A/01



[www.tek-trol.com](http://www.tek-trol.com)

## **Tek-Trol LLC**

796 Tek Drive Crystal Lake, IL 60014,  
USA  
Sales: +1 847-655-7428

## **Tek-Trol Solutions BV**

Florijnstraat 18, 4879 AH Etten-Leur,  
Netherlands  
Sales: +31 76-2031908

## **Tek-Trol Middle East FZE**

SAIF Zone, Y1-067, PO BOX No.  
21125, Sharjah, UAE  
Sales: +971-6526-8344

Support: +1 847-857-6076

Email: [tektrol@tek-trol.com](mailto:tektrol@tek-trol.com)

[www.tek-trol.com](http://www.tek-trol.com)

Tek-Trol is a fully owned subsidiary of TEKMATIION LLC. We offer our customers a comprehensive range of products and solutions for process, power and oil & gas industries. Tek-Trol provides process measurement and control products for Flow, Level, Temperature & Pressure measurement, Control valves & Analyzer systems. We are present in 15 locations globally and are known for our knowledge, innovative solutions, reliable products and global presence.